

Rapicut Carbides Limited

Regd. Office & Works :

119, GIDC Industrial Area,
Ankleshwar - 393002, Gujarat (India)
Tel. : ++91 (2646) 251118, 221071, Fax : 251019
e-mail : info@rapicutcarbides.com
Web site : www.rapicutcarbides.com
CIN : L28910GJ1977PLC002998



CERTIFICATE NO. : 04 100 990693-E3

Rapicut

THRU' COURIER SERVICE

The Corporate Relationship Department,
BSE Limited,,
Phiroze Jeejeebhoy Towers,
Dalal Street,
Mumbai - 400 001.
Fax: 022-2272 3121

REF: WKS:ARM:BSE-SHPTN-06/2014:

Date: 07-01-2015

Dear Sir,


Sub: Clause 35 of the Listing Agreement
(Shareholding Pattern of our Company as on 31-12-2014).
Ref: Scrip Code: 500360

Kindly find enclosed herewith Shareholding Pattern of our Company as on 31-12-2014.

Kindly take the document on record & acknowledge the receipt.

Thanking you,

Yours faithfully,
For **RAPICUT CARBIDES LIMITED**


Kamlesh Shinde
Company Secretary

Encl: As above.

(1)(a) Statement showing ShareHolding Pattern

Name of the Company : Rapicut Carbides Ltd.

Quarter Ended : 31-12-2014


Scrip Code : 500360



Partly paid-up Shares	No.of Partly paid-up Shares	As a % of total No. of Partly paid-up Shares	As a % of Total no. of Shares of the Company
Held by Promoters/ Promoters Group	0		
Held by Public	0		
TOTAL - D	0		
Outstanding Conv. Securities	No.of Outstanding Securities	As a % of Total no.of O/S Conv.Securities	As a % of Total no.of shares of the Co., assuming full conv.
Held by Promoters/ Promoters Group	0		
Held by Public	0		
TOTAL - E	0		

Warrants :	No.of Warrants	As a % of Total no.of Warrants	As a % of Total no.of shares of the Co., assuming full conv.
Held by Promoters/ Promoters Group	0		
Held by Public	0		
TOTAL - F	0		

Total paid-up Capital of the Company assum- ing full conv. Of warrants & securities	5371245
---	---------



Statement Showing Shareholding Pattern - Table (I)(a)


Rapicut Carbides Ltd.

Scrip Code : 500360

Quarter Ended : 31-12-2014



Category code	Category of Shareholder	Number of Shareholders	Total number of shares	Number of shares held in dematerialized form	Total shareholding as a percentage of total number of shares		Shares pledged or otherwise encumbered	
					As a percentage of (A+B) ¹	As a percentage of (A+B+C)	Number of shares	As a % of Total No. of Shares
(A)	Shareholding of Promoter and Promoter Group ²							
1	Indian							
a	Individual/Huf	11	1365162	1364037	25.416	25.416	0	0.000
b	Central/State Govt	0	0	0	0.000	0.000	0	0.000
c	Bodies Corporates	1	565669	565669	10.531	10.531	0	0.000
d	Fins / Banks	0	0	0	0.000	0.000	0	0.000
e	Any Other specify	0	0	0	0.000	0.000	0	0.000
e-1		0	0	0	0.000	0.000	0	0.000
e-2		0	0	0	0.000	0.000	0	0.000
	Sub Total(A)(1)	12	1930831	1929706	35.948	35.948	0	0.000
2	Foreign							
a	Indv NRI/For Ind	1	51242	51242	0.954	0.954	0	0.000
b	Bodies Corporate	0	0	0	0.000	0.000	0	0.000
c	Institutions	0	0	0	0.000	0.000	0	0.000
d	Qualified For.Inv.	0	0	0	0.000	0.000	0	0.000
e	Any Other Specify	0	0	0	0.000	0.000	0	0.000
e-1		0	0	0	0.000	0.000	0	0.000
e-2		0	0	0	0.000	0.000	0	0.000
	Sub Total(A)(2)	1	51242	51242	0.954	0.954	0	0.000
	Total Shareholding of Promoter and Promoter Group Total (A)= (A)(1)+(A)(2)	13	1982073	1980948	36.902	36.902	0	0.000
(B)	Public shareholding							
1	Institutions							
a	Mutual Funds	1	4750	0	0.088	0.088		
b	Fins / Banks	3	1375	1000	0.026	0.026		
c	Central/State Govt	0	0	0	0.000	0.000		
d	Venture Cap Fund	0	0	0	0.000	0.000		
e	Insurance Comp(s)	0	0	0	0.000	0.000		
f	Foreign Ins Invest	0	0	0	0.000	0.000		
g	Foreign Ven Cap In	0	0	0	0.000	0.000		



Statement Showing Shareholding Pattern - Table (I)(a)


Rapicut Carbides Ltd.

Scrip Code : 500360

Quarter Ended : 31-12-2014



Category code	Category of Shareholder	Number of Shareholders	Total number of shares	Number of shares held in dematerialized form	Total shareholding as a percentage of total number of shares		Shares pledged or otherwise encumbered	
					As a percentage of (A+B) ¹	As a percentage of (A+B+C)	Number of shares	As a % of Total No. of Shares
h	Qualified For.Inv.	0	0	0	0.000	0.000		
i	Any Other -Specify	0	0	0	0.000	0.000		
i-1		0	0	0	0.000	0.000		
i-2		0	0	0	0.000	0.000		
	Sub-Total (B)(1)	4	6125	1000	0.114	0.114		
B 2	Non-institutions							
a	Bodies Corporates	76	155175	136601	2.889	2.889		
b	Individuals							
	i) upto Rs 1-Lac	3678	2291872	1547570	42.669	42.669		
	ii) above Rs1-Lac	36	889100	786413	16.553	16.553		
c	Qualified For.Inv.	0	0	0	0.000	0.000		
d	Any Other -Clr-Mem	14	12199	12199	0.227	0.227		
d-1		0	0	0	0.000	0.000		
d-2		0	0	0	0.000	0.000		
	-OCB	0	0	0	0.000	0.000		
	-NRI	24	34701	28264	0.646	0.646		
	Sub-Total (B)(2)	3828	3383047	2511047	62.984	62.984		
(B)	Total (B)= (B)(1)+(B)(2)	3832	3389172	2512047	63.098	63.098		
	TOTAL (A)+(B)	3845	5371245	4492995		100.000	0	0.000
(C)	Held by Custodians against Depository Receipts							
	PROMOTER & PRO GRP	0	0	0		0.000		
	PUBLIC	0	0	0		0.000		
	GRAND TOTAL (A)+(B)+(C)	3845	5371245	4492995		100.000	0	0.000



Sr.No	Notes
	— NIL —



(I)(b) Statement showing holding of securities (including shares, warrants, convertible securities) of persons belonging to the category “Promoter and Promoter Group”

Sr. No.	Ref- No	Name of the shareholder	Total Shares held		Shares pledged or otherwise encumbered			Details of warrant		Details of convertible securities		Total shares (including underlying shares assuming full conversion of warrant and convertible securities) as a % of diluted share capital
			Number	As a % of grand total (A)+(B)+(C)	Number	% of Total shares held	As a % of grand total (A)+(B)+(C)	Number of warrants held	As a % of total No of warrants of the same class	Number of convertible securities held	As a % of total No of convertible securities of the same class	
1	00000077	PRAGYA EQUITIES PVT LTD	565669	10.531	0	0.000	0.000	0	0.000	0	0.000	10.531
2	00000286	CHETAN GOPALDAS CHOLERA	256212	4.770	0	0.000	0.000	0	0.000	0	0.000	4.770
3	00000290	BHARTI CHETAN CHOLERA	285537	5.316	0	0.000	0.000	0	0.000	0	0.000	5.316
4	00026008	KANAYALAL GAGANDAS NARUMALANI	40500	0.754	0	0.000	0.000	0	0.000	0	0.000	0.754
5	00026012	KHUSHAL GAGANDAS NARUMALANI	14937	0.278	0	0.000	0.000	0	0.000	0	0.000	0.278
6	000453	DAYAWANTI JAGDISH BHATIA	1125	0.021	0	0.000	0.000	0	0.000	0	0.000	0.021
7	05196870	LALIT MOHAN BIJLANI . .	60077	1.118	0	0.000	0.000	0	0.000	0	0.000	1.118
8	17203970	MEERA SHANKAR PENDSAY	223962	4.170	0	0.000	0.000	0	0.000	0	0.000	4.170
9	20865683	JAGDISH CHETANDAS BHATIA	69010	1.285	0	0.000	0.000	0	0.000	0	0.000	1.285
10	20865739	DAYAWANTI JAGDISH BHATIA	299460	5.575	0	0.000	0.000	0	0.000	0	0.000	5.575
11	21706783	CHANDER BHATIA	57687	1.074	0	0.000	0.000	0	0.000	0	0.000	1.074
12	22863057	SHASHIDHAR JAGDISH BHATIA	56655	1.055	0	0.000	0.000	0	0.000	0	0.000	1.055
13	27139090	GIRISH JAGDISH BHATIA	51242	0.954	0	0.000	0.000	0	0.000	0	0.000	0.954
		Total Promoter & Promoter Group	1982073	36.902	0	0.000	0.000	0	0.000	0	0.000	36.901



[illegible]

(I)(d) Statement showing details of locked-in shares

Sr. No.	Ref- Num	Name of the shareholder	Number of locked-in shares	Locked-in shares as a percentage of total number of shares {i.e., Grand Total (A)+(B)+(C) indicated in Statement at para (I)(a) above}	Promoter/Promoter Group/Public
		Total Locked in Shares	0	0.000	



(II)(a) Statement showing details of Depository Receipts (DRs)

Sr. No.	Ref-Num	Name of theHolder	Type of outstanding DR (ADRs, GDRs, SDRs, etc.)	Number of outstanding DRs	Number of shares underlying outstanding DRs	Shares underlying outstanding DRs as a percentage of total number of shares {i.e., Grand Total (A)+(B)+(C) indicated in Statement at para (I)(a) above}
			0	0	0	



(II)(b) Statement showing Holding of Depository Receipts (DRs), where underlying shares held by Promoter/Promoter Group are in excess of 1% of the total number of shares

Sr. No.	Ref-Num	Name of the DR Holder	Type of outstanding DR (ADRs, GDRs, SDRs, etc.)	Number of outstanding DRs	Number of shares underlying outstanding DRs	Shares underlying outstanding DRs as a percentage of total number of shares {i.e., Grand Total (A)+(B)+(C) indicated in Statement at para (I)(a) above}

